



2024

# Steps in Planning Your College Degree

---

@ Roane State Community College (RSCC)

# STEP 1-Decide on Your Major

2024

- Undecided?
  - *Schedule an appointment with your success coach, faculty advisor or the Advising Resource Center (ARC) to discuss*
    - *Not sure who is your success coach/faculty advisor? See My Major & Advisor*
  - *Utilize self-directed assessments to learn more about yourself*
    - *Career Exploration Resources at RSCC*
  - *Gather relevant information from the Roane State Catalog and website to learn about degree options*
  - *If you decide to officially change your major, complete the change of major form*

# STEP 2-Find the Curriculum for Your Major

2024

- Roane State Catalog and Website
- Tennessee Transfer Pathways
- Course Equivalency Tables
- Online Degrees
- Articulation Agreements
- Become familiar with the requirements for your major and stay updated with changes by referring to these websites and the Roane State Catalog

For questions, please contact the Advising Resource Center (ARC) at 865-882-4597 or [advising@roanestate.edu](mailto:advising@roanestate.edu)



# Step 3-Become Familiar with Course Requirements and Pre-requisites

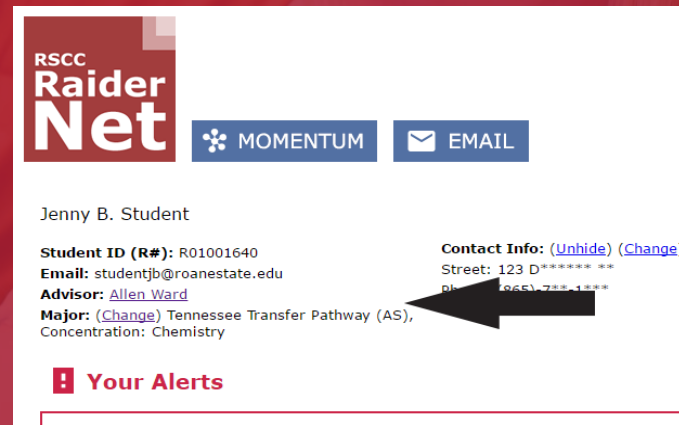
2024



- Check the Catalog, Degree Works or the Schedule of Classes for the current term to check course descriptions and to locate when the course is offered (F=Fall, Sp=Spring, Su=Summer)
- Become aware of pre-requisites: A pre-requisite is a course that must be taken prior to enrolling in another course
- Develop an understanding of required co-requisites: A co-requisite is a course that must be taken simultaneously with another course
- For questions, please contact the Advising Resource Center (ARC) at 865-882-4597 or [advising@roanestate.edu](mailto:advising@roanestate.edu)

# STEP 4-Meet with Your Faculty Advisor

2024

- Contact your assigned faculty advisor in advance to schedule an appointment prior to registration for the next term and stay in contact with them each semester
- Review your Degree Works prior this appointment to find out what courses you are lacking to complete your degree and develop a list of questions to ask your advisor
- Talk to your advisor about future goals, how to achieve these goals, what you can expect with this major-program of study and steps to graduate from Roane State
- You can find your faculty advisor and how to contact them by logging into RaiderNet





**RSCC RaiderNet**  MOMENTUM  EMAIL

Jenny B. Student

**Student ID (R#):** R01001640  
**Email:** studentjb@roanestate.edu  
**Advisor:** [Allen Ward](#)  
**Major:** [\(Change\)](#) Tennessee Transfer Pathway (AS),  
Concentration: Chemistry

**Contact Info:** [\(Unhide\)](#) [\(Change\)](#)  
Street: 123 D\*\*\*\*\* \*\*  
Ph: (865) 733-1333



 **Your Alerts**



# STEP 5 Register for Classes for your Next Term

- Register for Classes via your RaiderNet account
  - [Registering for Classes Instructions](#)
  - [RSCC Registration Video](#)
- Use the PIN provided by your faculty advisor to sign up for the classes discussed
  - Forgot your pin?
    - Check [Degree Works](#) to see if your faculty advisor left a note with your PIN
    - Reach out to your [Faculty Advisor](#) or [ARC](#) for assistance